

Music Arts Proficiency

M.A.P.

A Guide for Developing Musical Gifts

Student Form

Name:

Corps:

It is recommended that all the following areas be completed before proceeding to a higher level:

METHOD BOOK - Exercises to be completed before evaluation.

TECHNIQUE - Includes scales, chords, strumming and other specialized techniques.

Scales - From memory, ascending and descending at tempo.

Chords - From memory, clear sounding with no muting.

Strumming - Four measures of pattern at tempo.

Other Techniques - demonstrate from memory.

SOLO WORK - Two solos per level - one performed in public and a different solo performed for evaluation. Students may play in a rehearsal for the public performance.

THEORY - Completed at level, correlated with Theory M.A.P. form.

WORSHIP PREP - Songs performed from a lead sheet using chords and strumming patterns from appropriate level.

SIGHT-READING - At grade level, must be 90% correct.

GUITAR



LESSON PLANS FOR Guitar Level **PRIMER**

	METHOD BOOK	TECHNIQUE	SOLO WORK
A	<i>The Contemporary Guitarist Level 1,</i> (CG) Pages 1-8, <i>Hal Leonard Guitar Method Book 1,</i> (HL) Pages 2-10	Name parts and strings, E ¹ and B string notes	1st Level PRIMER Solo correct notes and rhythms
B	(CG) Pages 9-14, (HL) Pages 11-16, (3/4 time, pickup notes)	Chord: G, Strum: Downstrokes, G and D string notes	Focus on finger placement for clear sounding notes
C	(CG) Pages 15-20, (HL) Pages 22-25	Chord: Em, A and E ⁶ string notes	Perform for Public
D	(CG) Pages 21-26, <i>Scale Sheet</i>	Chord: C, C Major scale	2nd Level PRIMER Solo correct notes and rhythms
E	(CG) Pages 27-34	Chord: D, strum: D-DU-D-D, D-D-D-DU, review C Major scale	Focus on finger placement for clear sounding notes
F	(CG) Pages 35-42, "Standing on the Promises," (HL) Pages 17-21, (ties)	Chords: G7 and D7, review C Major scale	Perform for Evaluator

EVALUATIONS BY INSTRUCTORS


At Levels PRIMER and ONE, instructors may complete student evaluations in group settings.

**Solos within the rehearsal setting can be taken from repertoire
being used within your ensemble.*

Guitar Level PRIMER Completion:

Evaluator Name

Date



THEORY	INSTRUCTOR INITIALS & DATE	SIGHT READING
<i>excellence in Theory,</i> <i>Book 1, Pages 2-5</i> (staff, treble and bass clef)	_____ / / /	Title: _____ Evaluation Score: _____ Date: _____
Pages 6-9 (ear training, ♪♪♩, measures and barlines, time signatures)	_____ / / /	
Pages 10-13 (counting, ♩ - - , time signatures, ear training)	_____ / / /	WORSHIP PREP
Pages 14-16 (ledger lines, grand staff)	_____ / / /	<i>The Contemporary Guitarist Level 1</i> (page 40) Play <i>Standing on the Promises</i> from a lead sheet using techniques learned in this level. _____ Evaluator _____ Date Completed _____
Pages 17-20 (2/4, 3/4, 4/4 counting, ♪ ties vs. slurs)	_____ / / /	COMMENTS
Page 21 (ear training) Level PRIMER Test	_____ / / /	
SONGS/SOLOS		
Public Solo Title: _____ Date Completed: ____/____/____		
Evaluation Solo Title: _____ Date Completed: ____/____/____		
Recommended Level PRIMER Solos		
PERFORMANCE SOLOS <i>Hal Leonard Guitar Method, Book 1</i> Ode to Joy (page 10) Au clair de la lune (page 13) Amazing Grace (page 20)	EVALUATION SOLOS <i>Hal Leonard Guitar Method Book 1</i> When the Saints Go Marching In (page 21) Joshua Fought the Battle of Jericho (page 23) Greensleeves (page 23)	

LESSON PLANS FOR Guitar Level **ONE**

	METHOD BOOK	TECHNIQUE	SOLO WORK
A	<i>The Contemporary Guitarist Level 1, (CG) Pages 45-56</i>	Chords: Am, Dm	1st Level ONE Solo correct notes and rhythms
B	<i>Hal Leonard Guitar Method Book 1, (HL) Pages 26-27, (whole/half steps, key signatures), Scale Sheet</i>	G Major scale	Focus on finger placement for clear sounding notes
C	<i>(CG) Pages 57-62, Scale Sheet</i>	Chord: A, strum: D-DU-D-DU, A Major scale review G Major scale	Perform for Public
D	<i>(CG) Pages 63-66, (HL) Pages 28-33, (whole, half and quarter rests; eighth notes)</i>	Chord: E, strum: DU-DU-DU-DU, D-DU-DU-DU review G and A Major scales	2nd Level TWO Solo correct notes and rhythms
E	<i>(CG) Pages 67-82, (3/4 time review)</i>	Chord: F, strum: D-D-DU, D-DU-D, review G and A Major scales	Focus on finger placement for clear sounding notes
F	<i>(CG) Pages 83, "Fountain/Doxology," (HL) Pages 40-47</i>	Chord: A7, review G and A Major scales	Perform for Evaluator

EVALUATIONS BY INSTRUCTORS


At Levels PRIMER and ONE, instructors may complete student evaluations in group settings.

**Solos within the rehearsal setting can be taken from repertoire being used within your ensemble.*

Guitar Level ONE Completion: _____

Evaluator Name _____

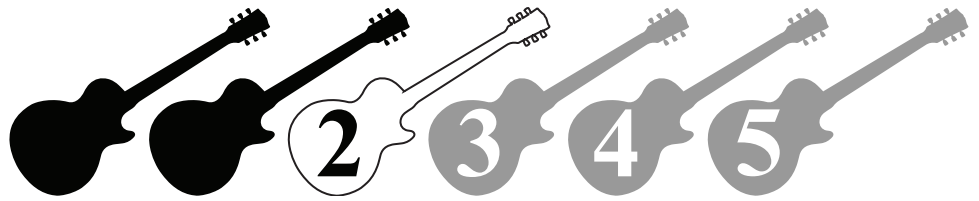
Date _____



THEORY	INSTRUCTOR INITIALS & DATE	SIGHT READING
<i>excellence in Theory, Book 1, Pages 22-25</i> (♪♪♪ ♩.)	_____ / / /	Title: _____ Evaluation Score: _____ Date: _____
Pages 26-29 (ear training, sharps, flats)	_____ / / /	WORSHIP PREP <i>The Contemporary Guitarist Level 1</i> (page 85) Play <i>Fountain / Doxology</i> from a lead sheet using techniques learned in this level. _____ Evaluator _____ Date Completed _____
Pages 30-34 (naturals, accidentals, half and whole steps, ear training, enharmonics)	_____ / / /	
Pages 35-37 (tetrachords, major scales, ear training)	_____ / / /	
Pages 38-41 (scale degrees, sharp scales, flat scales)	_____ / / /	
Pages 4 and 14 (bass clef and ledger lines) Level ONE Test	_____ / / /	
SONGS/SOLOS		
Public Solo Title: _____		Date Completed: ___ / ___ / ___
Evaluation Solo Title: _____		Date Completed: ___ / ___ / ___
Recommended Level ONE Solos		
PERFORMANCE SOLOS <i>Hal Leonard Guitar Method Book 1</i> Danny Boy (Londonderry Air) (page 26) Shenandoah (page 27) The Star-Spangled Banner (page 32)	EVALUATION SOLOS <i>Hal Leonard Guitar Method Book 1</i> This Train (page 36) Simple Gifts (page 38-39) <i>Can play as a duet!</i> Minuet in G (page 42-43) <i>Can play as a duet!</i>	

LESSON PLANS FOR Guitar Level TWO

	METHOD BOOK	TECHNIQUE	SOLO WORK
A	<i>The Contemporary Guitarist Level 2,</i> (CG) Pages 3-20, (sharps and flats)	Chords: A, A2, Asus, D, D2, Dsus, C, C2, strum: D-DU-mU-D	1st Level TWO Solo correct notes and rhythms
B	<i>Hal Leonard Guitar Method Book 2,</i> (HL) Pages 16-19, (TAB-tablature), Scale Sheet	Chords: E5, A5, D5, TAB, A Major scale (2 octaves)	Focus on finger placement for clear sounding notes
C	(CG) Pages 21-38, (HL) Pages 2-7, (dotted quarter notes, eighth rest, syncopation), Scale Sheet	Chords: Am, Am7 barre types, Chromatic scale, review A Major scale (2 octaves)	Perform for Public
D	(CG) Pages 39-48, Scale Sheet	Chords: Em, Em7 barre types, E Major scale (2 octaves), review A Major (2 octaves) and Chromatic scales	2nd Level TWO Solo correct notes and rhythms
E	(CG) Pages 49-56, "A Story to Tell," (HL) Pages 24-27	Chord: Esus, finger picking, review E Major (2 octaves), A Major (2 octaves) and Chromatic scales	Focus on finger placement for clear sounding notes
F	Scale Sheet	D Major scale, review E Major (2 octaves), A Major (2 octaves) and Chromatic scales	Perform for Evaluator
	EVALUATOR	EVALUATOR	EVALUATOR
	_____ ____/____/____	_____ ____/____/____	_____ ____/____/____
Guitar Level TWO Completion: _____			
	Evaluator Name		Date



THEORY	INSTRUCTOR INITIALS & DATE	SIGHT READING
<p><i>excellence in Theory,</i> <i>Book 2, Pages 5-6</i> (key signatures, sharp keys)</p>	_____ / / /	Title: _____ Evaluation Score: _____ Date: _____
<p>Pages 7-8 (key signatures, flat keys)</p>	_____ / / /	<p>WORSHIP PREP</p> <p><i>The Contemporary Guitarist Level 2</i> (page 54 - 55)</p> <p>Play <i>A Story to Tell</i> from a lead sheet using techniques learned in this level.</p> <hr/> Evaluator _____ Date Completed _____
<p>Pages 9-13 (Major key signatures, circle of fifths and fourths)</p>	_____ / / /	
<p>Pages 14-19 (chromatic scale, repeat signs, 1st and 2nd endings, coda)</p>	_____ / / /	
<p>Pages 20-24 (dynamics, articulation, tempo markings, ear training)</p>	_____ / / /	
<p>Pages 25-29 (ear training) Level TWO Test</p>	_____ / / /	
EVALUATOR	SOLOS	
_____ / / /	Public Solo Title: _____ Date Completed: ___ / ___ / ___ Evaluation Solo Title: _____ Date Completed: ___ / ___ / ___	
Recommended Level TWO Solos		
<p>PERFORMANCE SOLOS <i>Hal Leonard Guitar Method Book 2</i></p> <p>De Colores (page 10) Angels We Have Heard on High (page 11) Joy to the World (page 15)</p>	<p>EVALUATION SOLOS <i>Hal Leonard Guitar Method Book 2</i></p> <p>Swing Low, Sweet Chariot (page 25) Mel. & Acc. Scarborough Fair (page 26) Mel. & Acc. The Water Is Wide (27) Mel. & Acc.</p>	

LESSON PLANS FOR Guitar Level **THREE**


	METHOD BOOK	TECHNIQUE	SOLO WORK
A	<i>The Contemporary Guitarist Level 2,</i> <i>(CG) Pages 57-66</i>	Chords: A barre types,	1st Level THREE Solo correct notes and rhythms
B	<i>(CG) Pages 67-78,</i> <i>Scale Sheet</i>	Chords: E barre types, C Major scale (5 patterns)	Focus on finger placement for clear sounding notes
C	<i>(CG) Pages 79-86,</i> <i>Scale Sheet</i>	Using a CAPO, F Major scale (5 patterns)	Perform for Public
D	<i>(CG) Pages 87-95,</i> <i>“Unfailing Love,”</i> <i>Hal Leonard Guitar Method Book 2,</i> <i>(HL) Page 34</i>	Chord: B7, review: C and F Major scales (5 patterns)	2nd Level THREE Solo correct notes and rhythms
E	<i>(HL) Page 36-37,</i> <i>(triplets),</i> <i>Scale Sheet</i>	G Major scale (5 patterns)	Focus on finger placement for clear sounding notes
F	<i>(HL) Page 42-46</i>	Chords: movable power chords, palm muting, review: C, F and G Major scales (5 patterns)	Perform for Evaluator
	EVALUATOR	EVALUATOR	EVALUATOR
	_____ _ / _ / _	_____ _ / _ / _	_____ _ / _ / _
Guitar Level THREE Completion: _____ <div style="display: flex; justify-content: space-between; width: 100%;"> Evaluator Name Date </div>			



THEORY	INSTRUCTOR INITIALS & DATE	SIGHT READING
<p><i>excellence in Theory,</i> Book 3, Pages 2-4 (intervals, harmonic and melodic intervals)</p>	_____ / / /	Title: _____ Evaluation Score: _____ Date: _____
<p>Pages 5-7 (intervals, perfect and major intervals, ear training)</p>	_____ / / /	<div style="background-color: black; color: white; text-align: center; padding: 5px;">WORSHIP PREP</div> <p style="text-align: center;"><i>The Contemporary Guitarist Level 2</i> (page 94-95)</p> <p style="text-align: center;">Play <i>Unfailing Love</i> from a lead sheet using a capo and techniques learned in this level.</p> <hr style="width: 50%; margin-left: auto; margin-right: auto;"/> Evaluator _____ Date Completed _____
<p>Pages 8-10 (minor intervals, major and perfect intervals, ear training)</p>	_____ / / /	
<p>Pages 11-13 (augmented and diminished intervals, review other intervals, ear training)</p>	_____ / / /	
<p>Pages 14-18 (3/8, 6/8, 9/8, 12/8, 2/2, cut time, ear training)</p>	_____ / / /	
<p>Pages 19-22 (all triads) Level THREE Test</p>	_____ / / /	
EVALUATOR	SOLOS	
_____ / / /	Public Solo Title: _____ Date Completed: ___ / ___ / ___ Evaluation Solo Title: _____ Date Completed: ___ / ___ / ___	
Recommended Level THREE Solos		
<p>PERFORMANCE SOLOS <i>Hal Leonard Guitar Method Book 2</i></p> <p>Row, Row, Row Your Boat (page 30) Man of Constant Sorrow (page 30) Wildwood Flower (page 31)</p>	<p>EVALUATION SOLOS <i>Hal Leonard Guitar Method Book 2</i></p> <p>We Three Kings (page 34) Jesu, Joy of Man's Desiring (page 36) Grand Finale (pages 46-47)</p>	

LESSON PLANS FOR Guitar Level **FOUR**


	METHOD BOOK	TECHNIQUE	SOLO WORK
A	<i>The Contemporary Guitarist Level 3, (CG) Pages 3-6, Hal Leonard Guitar Method Book 3, (HL) Pages 14-19</i>	Chords: E7, A7 barre; E, Em, and A, Am barre review, review: C, A, G Major scales (5 patterns)	1st Level FOUR Solo correct notes and rhythms
B	<i>(CG) Pages 7-16, (HL) Pages 6-11, (2/4 time, dotted eighths, cut time), Scale Sheet</i>	Alternate bass note chords: D/F#, G/B, C/E, E/G#, A/C#, E and D Major scales (5 patterns)	Focus on finger placement for clear sounding notes
C	<i>(CG) Pages 57-66, Scale Sheet</i>	Arpeggios, TAB, Finger picking review, F and B Major scales (5 patterns)	Perform for Public
D	<i>(HL) Pages 20-22, Scale Sheet</i>	Travis picking, C#/Db and A#/Bb Major scales (5 patterns)	2nd Level FOUR Solo correct notes and rhythms
E	<i>(CG) Pages 27-40, "You Alone," Scale Sheet</i>	Power chord review, G#/Ab and D#/Eb Major scales (5 patterns)	Focus on finger placement for clear sounding notes
F	<i>(CG) Pages 41-54, Scale Sheet</i>	F#/Gb Major Scale (5 patterns)	Perform for Evaluator
	EVALUATOR	EVALUATOR	EVALUATOR
	_____ _ / _ / _	_____ _ / _ / _	_____ _ / _ / _
Guitar Level FOUR Completion: _____ Evaluator Name Date			



THEORY	INSTRUCTOR INITIALS & DATE	SIGHT READING
<i>excellence in Theory, Book 3, Pages 23-24</i> (triads in major scales, ear training)	_____ ___ / ___ / ___	Title: _____ Evaluation Score: _____
Pages 25-27 (minor scales, relative keys, forms of minor scales)	_____ ___ / ___ / ___	Date: _____
Pages 28-29 (triads in minor scales, ear training)	_____ ___ / ___ / ___	WORSHIP PREP <i>The Contemporary Guitarist Level 3</i> (page 38-39) Play <i>You Alone</i> from a lead sheet using open and power chords as well as techniques learned in this level.
Pages 30-32 (common chord progressions in major keys, harmonizing melodies)	_____ ___ / ___ / ___	
Pages 33-34 (common chord progressions in minor keys, harmonizing melodies)	_____ ___ / ___ / ___	COMMENTS
Pages 35-38 (V7 chord, harmonizing with V7, ear training) Level FOUR Test	_____ ___ / ___ / ___	
EVALUATOR	SOLOS	
_____ ___ / ___ / ___	Public Solo Title: _____ Date Completed: ___ / ___ / ___	
	Evaluation Solo Title: _____ Date Completed: ___ / ___ / ___	
Recommended Level FOUR Solos		
PERFORMANCE SOLOS <i>Hal Leonard Guitar Method Book 3</i> The Entertainer (page 11) In the Hall of the Mountain King (page 12)	EVALUATION SOLOS <i>Hal Leonard Guitar Method Book 3</i> Sometimes I Feel Like a Motherless Child (page 21) Freight Train (page 22)	

LESSON PLANS FOR Guitar Level **FIVE**

	METHOD BOOK	TECHNIQUE	SOLO WORK
A	<i>The Contemporary Guitarist Level 3,</i> (CG) Pages 45-54, <i>Hal Leonard Guitar Method Book 3,</i> (HL) Page 31	Strum: Ddd-Ddd, Ddud-Ddud, Ddudu-Ddudu	1st Level FIVE Solo correct notes and rhythms
B	(CG) Pages 55-66, <i>Scale Sheet</i>	CAPO Technique # 2, all 12 minor scales (5 patterns)	Focus on finger placement for clear sounding notes
C	(CG) Pages 67-84, (HL) Pages 32-35	Chords: maj7, m7, 7, articulation, slides, hammer-ons, pull-offs, and string bends	Perform for Public
D	(CG) Pages 85-104, <i>Scale Sheet</i>	Chords: 9, maj9, substitutions, all 12 melodic minor scales (5 patterns)	2nd Level FIVE Solo correct notes and rhythms
E	<i>Paul Baloche Open Chords,</i> (HL) Pages 36-38, (jam session styles)	Open chord concept	Focus on finger placement for clear sounding notes
F	(CG) Pages 105-126, "Psalm 139," (HL) Pages 36-38, <i>Scale Sheet</i>	Alternate and drop D tunings, all 12 harmonic minor scales (5 patterns)	Perform for Evaluator
	EVALUATOR	EVALUATOR	EVALUATOR
	_____ ____/____/____	_____ ____/____/____	_____ ____/____/____
Guitar Level FIVE Completion: _____ Evaluator Name Date			



THEORY	INSTRUCTOR INITIALS & DATE	SIGHT READING
Handouts 5-A <i>Inversions of Triads and Dominant Seventh Chords</i>	_____ _ / _ / _	Title: _____
Handouts 5-B <i>Harmonic Analysis and Secondary Dominants</i>	_____ _ / _ / _	Evaluation Score: _____ Date: _____
<i>excellence in Theory,</i> Book 3, Pages 39-40 (composing a melody, various assignments)	_____ _ / _ / _	WORSHIP PREP
Handout 5-D <i>Solo Composition</i>	_____ _ / _ / _	<p><i>The Contemporary Guitarist Level 3</i> (page 122-123)</p> <p>Play <i>Psalm 139</i> from a lead sheet using drop-D tuning and techniques learned in this level.</p> <p>_____ Evaluator Date Completed</p>
Handout 5-E <i>Vocal Arrangement</i>	_____ _ / _ / _	COMMENTS
Handout 5-F <i>Brass Arrangement</i>	_____ _ / _ / _	
EVALUATOR	SOLOS	
_____ _ / _ / _	Public Solo Title: _____ Date Completed: _ / _ / _ Evaluation Solo Title: _____ Date Completed: _ / _ / _	
Recommended Level FIVE Solos		
PERFORMANCE SOLOS <i>Hal Leonard Guitar Method Book 3</i> Miss McLeod's Reel (page 25) God Rest Ye Merry Gentlemen (page 26)	EVALUATION SOLOS <i>Hal Leonard Guitar Method Book 3</i> Bluegrass Run (page 34) Grand Finale (page 38-39)	

Strum Library

Scales (PRIMER - TWO)

TAB Diagram

Notation Key

Open Chord Concept

