

Music Arts Proficiency

M.A.P.

A Guide for Developing Musical Gifts

Student Form

Name:

Corps:

It is recommended that all the following areas be completed before proceeding to a higher level:

METHOD BOOK - Exercises to be completed before evaluation.

SCALES - From memory, ascending and descending in the tempo marked.


SOLO WORK - Two solos per level - one performed in public and a different solo performed for evaluation. Students at levels PRIMER and ONE may play in a rehearsal for the public performance.

THEORY - Completed at level, correlated with Theory M.A.P form.

ENSEMBLE - Signature of corps music leader indicating satisfactory seasonal performance and attendance.

SIGHT-READING - At grade level, must be 90% correct.

BRASS



LESSON PLANS FOR Brass Level PRIMER

METHOD BOOK		SCALES	SOLO WORK
A	<i>Tradition of Excellence, Book 1</i> Pages 4-5 (whole notes and rests)	C Major first four notes (C, D, E, F)	1st Level PRIMER Solo correct notes and rhythms
B	Pages 6-7 (half notes and rests)	C Major first five notes (C, D, E, F, G)	Consider breath support, projection, and posture
C	Pages 8-9 (quarter notes and rests)	C Major first six notes (C, D, E, F, G, A)	Add phrasing and dynamics Perform for Public
D	Pages 10-11 (slurs and ties)	C Major first six notes (C, D, E, F, G, A)	2nd Level PRIMER Solo correct notes and rhythms
E	Pages 14-15 (eighth notes)	C Major full scale	Consider breath support, projection, and posture
F	Page 16 (flats)	C Major full scale	Add phrasing and dynamics Perform for Evaluator
EVALUATIONS BY INSTRUCTORS			
At Levels PRIMER and ONE, instructors may complete student evaluations in group settings. <i>*Solos within the rehearsal setting can be taken from repertoire being used within your ensemble.</i>			
NEW SCALES ♩ = 72	<div>C Major</div> <div>0 1-3 1-2 1 0 1-2 2 0 (1) (6) (4) (3) (1) (4) (2) (1)</div>		
	Trombone T.C. position indicated inside parenthesis ().		
Brass Level PRIMER Completion: _____			
Evaluator Name _____ Date _____			

THEORY	INSTRUCTOR INITIALS & DATE	SIGHT READING
<i>excellence in Theory,</i> <i>Book 1, Pages 2-5</i> (staff, treble and bass clef)	_____ ____/____/____	Title: _____ Evaluation Score: _____ Date: _____
Pages 6-9 (ear training, ♩, ♪, measures and barlines, time signatures)	_____ ____/____/____	
Pages 10-13 (counting, ♩ - - , time signatures, ear training)	_____ ____/____/____	ENSEMBLE Ensemble: _____ Corps Leader: _____ Date: _____
Pages 14-16 (ledger lines, grand staff)	_____ ____/____/____	
Pages 17-20 (2/4, 3/4, 4/4 counting, ♩, ties vs. slurs)	_____ ____/____/____	COMMENTS
Page 21 (ear training) Level PRIMER Test	_____ ____/____/____	
SONGS/SOLOS		
Public Solo Title: _____ Date Completed: ____/____/____		
Evaluation Solo Title: _____ Date Completed: ____/____/____		
Recommended Level PRIMER Solos		
<div> <div> <i>Tradition of Excellence, Book 1</i> Jingle Bells (page 12) Jolly Old St. Nicholas (page 12) The Dreidel Song (page 13) Kwanzaa Celebration (page 13) *Ensemble Repertoire </div> <div> <i>Sunday School Choruses</i> (Ruthberg) 1. Alleluia 7. God is So Good </div> </div>		


LESSON PLANS FOR Brass Level ONE

	METHOD BOOK	SCALES	SOLO WORK
A	<i>Tradition of Excellence, Book 1</i> Pages 17-18 (dotted half notes, dynamics)	F Major (broken octave is allowed) review C Major	1st Level ONE Solo correct notes and rhythms
B	Pages 22-23 (naturals, crescendos and decrescendos)	F Major (broken octave is allowed) review C Major	Consider breath support, projection, and posture
C	Pages 24-25 (sharps and staccato)	F Major (broken octave is allowed) review C Major	Add phrasing and dynamics Perform for Public
D	Pages 26-27 (dotted quarter notes)	G Major (broken octave is allowed) review C and F Major	2nd Level ONE Solo correct notes and rhythms
E	Pages 28-29 (review)	G Major (broken octave is allowed) review C and F Major	Consider breath support, projection, and posture
F	Pages 30-32 (flats and syncopation)	G Major full scale in quarter notes review C and F Major	Add phrasing and dynamics Perform for Evaluator
EVALUATIONS BY INSTRUCTORS			
At Levels PRIMER and ONE, instructors may complete student evaluations in group settings. <i>*Solos within the rehearsal setting can be taken from repertoire being used within your ensemble.</i>			
NEW SCALES = 72	<p>F Major</p> <p>G Major</p>		
B	Brass Level ONE Completion: _____ <div>Evaluator Name</div> <div>Date</div>		




THEORY	INSTRUCTOR INITIALS & DATE	SIGHT READING
<i>excellence in Theory,</i> <i>Book 1, Pages 22-25</i> (♪♪♪ ♪.)	_____ ____/____/____	Title: _____
Pages 26-29 (ear training, sharps, flats)	_____ ____/____/____	Evaluation Score: _____
Pages 30-34 (naturals, accidentals, half and whole steps, ear training, enharmonics)	_____ ____/____/____	Date: _____
Pages 35-37 (tetrachords, Major scales, ear training)	_____ ____/____/____	ENSEMBLE
Pages 38-41 (scale degrees, sharp scales, flat scales)	_____ ____/____/____	Ensemble: _____
Pages 4 and 14 (bass clef and ledger lines) Level ONE Test	_____ ____/____/____	Corps Leader: _____
		Date: _____
		COMMENTS
SONGS/SOLOS		
Public Solo Title: _____		Date Completed: ____/____/____
Evaluation Solo Title: _____		Date Completed: ____/____/____
Recommended Level ONE Solos		
Any Instrument <i>Tradition of Excellence, Book 1</i> The Good Life (page 19) <i>Sunday School Choruses (Ruthberg)</i> 2. Awesome God 5. Father I Adore You 8. Ha-La-La-La 14. I Want to Live Right 23. My God is So Big 26. Seek Ye First 28. The B-I-B-L-E <i>Salvationist Star Search Soloist Album</i> 2. French 4. We Gather Together	Bb Instruments <i>Tradition of Excellence, Book 1</i> Trumpet Voluntary (page 36) <i>American Instrumental Solo Series</i> Do Lord Remember Me Infinity Jesus Lover Of My Soul Near The Cross They'll Know We Are Christians	Eb Instruments <i>Tradition of Excellence, Book 1</i> Romanza (page 36) <i>American Instrumental Solo Series</i> He is Lord Jesus Is the Sweetest Name I Know O How He Loves You and Me One Day Saints


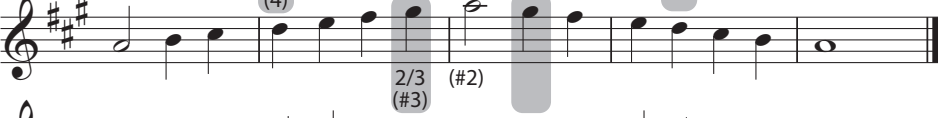


LESSON PLANS FOR Brass Level TWO

	METHOD BOOK	SCALES	SOLO WORK
A	<i>Tradition of Excellence, Book 2</i> Pages 2-3 (G Major)	Bb Major	1st Level TWO Solo correct notes and rhythms
B	Pages 4-5 (staccato and dotted quarter note)	a minor	Consider breath support, projection, and posture
C	Pages 6-7 (syncopation)	D Major	Add phrasing and dynamics Perform for Public
D	Pages 8-9 (a minor)	Eb Major	2nd Level TWO Solo correct notes and rhythms
E	Pages 12-13 (eighth rest and tenuto)	Review C, F, and G Major	Consider breath support, projection, and posture
F	Pages 14-15 (sixteenth notes)	Review Bb, D, and Eb Major	Add phrasing and dynamics Perform for Evaluator
	EVALUATOR	EVALUATOR	EVALUATOR
	_____ / / /	_____ / / /	_____ / / /
NEW SCALES ♩ = 88			
B	Brass Level TWO Completion: _____ <div>Evaluator Name</div> <div>Date</div>		



THEORY	INSTRUCTOR INITIALS & DATE	SIGHT READING
<i>excellence in Theory,</i> Book 2, Pages 5-6 (key signatures, sharp keys)	_____ ____/____/____	Title(s): _____ Evaluation Score: _____ Date: _____
Pages 7-8 (key signatures, flat keys)	_____ ____/____/____	
Pages 9-13 (Major key signatures, circle of fifths and fourths)	_____ ____/____/____	ENSEMBLE Ensemble: _____ Corps Leader: _____ Date: _____
Pages 14-19 (chromatic scale, repeat signs, 1st and 2nd endings, coda)	_____ ____/____/____	
Pages 20-24 (dynamics, articulation, tempo markings, ear training)	_____ ____/____/____	COMMENTS
Pages 25-29 ( , ear training) Level TWO Test	_____ ____/____/____	
EVALUATOR	SONGS/SOLOS	
_____ ____/____/____	Public Solo Title: _____ Date Completed: ____/____/____ Evaluation Solo Title: _____ Date Completed: ____/____/____	
Recommended Level TWO Solos		
Any Instrument <i>Salvationist Star Search Soloist Album</i> 1. Breathe on Me 3. O How I Love Jesus 5. Children Go Where I Send Thee 6. For Your Faith 7. Simple Gifts 8. Take My Life <i>Tradition of Excellence, Book 2</i> Ding Dong Merrily On High (page 10) Hunting Song (page 20)	Bb Instruments <i>American Instrumental Solo Series</i> Amazing Grace The Cross God Our Father We Adore Thee He Hideth My Soul It Is Well Jacob's Ladder Nobody Know Quiet Place There is A Name I Love to Hear	Eb Instruments <i>American Instrumental Solo Series</i> Be Thou My Vision Change My Heart, O God Dare to Be a Daniel Follow On His Eye Is on the Sparrow Holy, Holy, Holy Is the Lord Jesus I Come to Thee Now I Belong to Jesus On Solid Rock Since Jesus Came into My Heart Thy Loving Kindness

LESSON PLANS FOR Brass Level THREE

	METHOD BOOK	SCALES	SOLO WORK
A	<i>Tradition of Excellence, Book 2, Pages 16-17</i> (eighth/sixteenth note combinations)	Ab Major review Bb and Eb Major	1st Level THREE Solo correct notes and rhythms
B	Pages 18-19 (dotted eighth/sixteenth)	A Major review C and D Major	Consider tone quality, dynamics and any insecure spots
C	Pages 24-25 (cut time)	*F chromatic review a minor	Phrasing and expression Perform for Public
D	Pages 26-27 (3/8 time)	d minor review F Major	2nd Level THREE Solo correct notes and rhythms
E	Pages 28-29 (d minor)	e minor review G Major	Consider tone quality, dynamics and any insecure spots
F	Pages 30-33 (triplets)	Review A and Ab Major, d and e minor, and F chromatic	Phrasing and expression Perform for Evaluator
	EVALUATOR	EVALUATOR	EVALUATOR
	_____ _____/_____/_____	_____ _____/_____/_____	_____ _____/_____/_____
NEW SCALES ♩ = 120	<p>Ab Major </p> <p>A Major </p> <p>d minor </p> <p>e minor </p> <p>* F chromatic is printed on the back cover.</p>		
B	Brass Level THREE Completion: _____ <div>Evaluator Name</div> <div>Date</div>		



THEORY	INSTRUCTOR INITIALS & DATE	SIGHT READING
<i>excellence in Theory,</i> Book 3, Pages 2-4 (intervals, harmonic and melodic intervals)	_____ ____/____/____	Title(s): _____ Evaluation Score: _____ Date: _____
Pages 5-7 (intervals, perfect and major intervals, ear training)	_____ ____/____/____	
Pages 8-10 (minor intervals, major and perfect intervals, ear training)	_____ ____/____/____	ENSEMBLE Ensemble: _____ Corps Leader: _____ Date: _____
Pages 11-13 (augmented and diminished intervals, review other intervals, ear training)	_____ ____/____/____	
Pages 14-18 (3/8, 6/8, 9/8, 12/8, 2/2, cut time, ear training)	_____ ____/____/____	COMMENTS
Pages 19-22 (all triads) Level THREE Test	_____ ____/____/____	
EVALUATOR	SONGS/SOLOS	
_____ ____/____/____	Public Solo Title: _____	Date Completed: ____/____/____
	Evaluation Solo Title: _____	Date Completed: ____/____/____
Recommended Level THREE Solos		
Any Instrument <i>Salvationist Star Search Soloist Album</i> 9. I've Got Peace Like a River 10. Fount of Every Blessing	Bb Instruments <i>American Soloist Albums (Album #)</i> What Shall I Ask (ASA 3) Surrender (ASA 3) Fill My Cup (ASA 4) He Took My Place (ASA 4) He Giveth More Grace (ASA 4) Trust in God (ASA 4) Amazing Grace (ASA 6) Come Home (ASA 6) Commitment (ASA 6) Questions (ASA 6) Knowing You (ASA 8) Peace Like a River (ASA 8) Lord, With My All I Part (ASA 8) All That I Am (ASA 8) Be Thou My Vision (ASA 8)	Eb Instruments <i>American Instrumental Solo Series</i> Amen God Cares Hallelujah Variations Jesus Christ is Risen Today Kum Ba Yah Let Us Break Bread Together Lord, I Want to Be A Christian Make Me A Servant Nothing But Thy Blood O Happy Day Safe In the Arms of Jesus Sound the Battle Cry Trust and Obey




LESSON PLANS FOR Brass Level **FOUR**

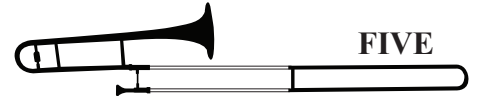
	METHOD BOOK	SCALES	SOLO WORK
A	<i>Arban's Companion</i> Lessons 1-4	E Major review e minor	1st Level FOUR Solo correct notes and rhythms
B	Lessons 5-8	B Major review d minor	Consider tone quality, dynamics and any insecure spots
C	Lessons 9-12	Db/C# Major review Ab Major	Phrasing and expression Perform for Public
D	Lessons 13-16	F#/Gb Major review A Major	2nd Level FOUR Solo correct notes and rhythms
E	Lessons 17-20	*C chromatic (two octaves) review Eb Major	Consider tone quality, dynamics and any insecure spots
F	Lessons 21-24	Review E, B, Db/C#, F#/Gb Major, and C chromatic	Phrasing and expression Perform for Evaluator
	EVALUATOR	EVALUATOR	EVALUATOR
	_____ ____/____/____	_____ ____/____/____	_____ ____/____/____
NEW SCALES ♩ = 72	<div> <div>E Major</div> </div> <div> <div>B Major</div> </div> <div> <div>Db Major</div> </div> <div> <div>F# Major</div> </div>		
	* C chromatic is printed on the back cover.		
B	Brass Level FOUR Completion: _____ <div>Evaluator Name</div> <div>Date</div>		



THEORY	INSTRUCTOR INITIALS & DATE	SIGHT READING
<i>excellence in Theory,</i> Book 3, Pages 23-24 (triads in major scales, ear training)	_____ ____/____/____	Title(s): _____ Evaluation Score: _____ Date: _____
Pages 25-27 (minor scales, relative keys, forms of minor scales)	_____ ____/____/____	
Pages 28-29 (triads in minor scales, ear training)	_____ ____/____/____	ENSEMBLE Ensemble: _____ Corps Leader: _____ Date: _____
Pages 30-32 (common chord progressions in major keys, harmonizing melodies)	_____ ____/____/____	
Pages 33-34 (common chord progressions in minor keys, harmonizing melodies)	_____ ____/____/____	COMMENTS
Pages 35-38 (V7 chord, harmonizing with V7, ear training) Level FOUR Test	_____ ____/____/____	
EVALUATOR	SONGS/SOLOS	
_____ ____/____/____	Public Solo Title: _____ Date Completed: ____/____/____ Evaluation Solo Title: _____ Date Completed: ____/____/____	
Recommended Level FOUR Solos		
Any Instrument <i>Salvationist Star Search Soloist Album</i> 11. My Jesus, I Love Thee 12. Do Remember Me 13. Beulah 14. This Is The Day 15. This Little Light of Mine 16. Leaning	Bb Instruments <i>American Soloist Albums (Album #)</i> At Peace with My God (ASA 3) Consecration (ASA 3) Now I Belong to Jesus (ASA 3) The Reason (ASA 3) What A Friend (ASA 3) Covenant (ASA 3) No One Ever Cared for Me (ASA 4) They Shall Be Mine (ASA 6) I Need Thee (ASA 6) Search Me, O God (ASA 8) Voice of Grace (ASA 8)	Eb Instruments <i>American Instrumental Solo Series</i> Count Your Blessings Faith is the Victory Forward to the Fight Glory To His Name He Lives I Want to Be Ready I've Got a Robe Little David Play Only Trust Him Wayfaring Stranger Wonderful Grace of Jesus Wonderful Words of Life

LESSON PLANS FOR Brass Level **FIVE**

	METHOD BOOK	SCALES	SOLO WORK
A	2 full-page études from selected book for instrument	g minor (two octaves) review all flat major scales	1st Level FIVE Solo correct notes and rhythms
B	2 (new) full-page études	b minor (two octaves) review all sharp major scales	Consider tone quality, dynamics and any insecure spots
C	2 (new) full-page études	c minor (two octaves) review a, d, g, e, b minor scales	Phrasing and expression Perform for Public
D	2 (new) full-page études	low F# to high C chromatic scale	2nd Level FIVE Solo correct notes and rhythms
E	2 (new) full-page études	Review all flat major scales	Consider tone quality, dynamics and any insecure spots
F	2 (new) full-page études	Review all sharp major scales	Phrasing and expression Perform for Evaluator
	EVALUATOR	EVALUATOR	EVALUATOR
	_____ / / /	_____ / / /	_____ / / /
NEW SCALES ♯ = 108	g minor  b minor  c minor 		
	* Full chromatic scale (low F# to high C) is printed on the back cover.		
B	Brass Level FIVE Completion: _____ Evaluator Name _____ Date _____		



THEORY	INSTRUCTOR INITIALS & DATE	SIGHT READING
Handouts 5-A <i>Inversions of Triads and Dominant Seventh Chords</i>	_____ ____/____/____	Title(s): _____ Evaluation Score: _____ Date: _____
Handouts 5-B <i>Harmonic Analysis and Secondary Dominants</i>	_____ ____/____/____	
<i>excellence in Theory,</i> Book 3, Pages 39-40 (composing a melody, various assignments)	_____ ____/____/____	ENSEMBLE Ensemble: _____ Corps Leader: _____ Date: _____
Handout 5-D <i>Solo Composition</i>	_____ ____/____/____	
Handout 5-E <i>Vocal Arrangement</i>	_____ ____/____/____	RECOMMENDED METHOD BOOKS Cornet: 14 Characteristic Studies (Arban), Clarke Studies, or Daily Drills and Technical Studies (Schlossberg) Horn/Baritone: 60 Selected Studies for Horn (Kopprasch) Trombone: Melodious Etudes for Trombone (Rochut) Euphonium: Steven Mead Presents: New Concert Studies for Euphonium, Volume 1 Tuba: 70 Studies for BB-flat Tuba, Volume 1 (Blazhevich)
Handout 5-F <i>Brass Arrangement</i>	_____ ____/____/____	
EVALUATOR	SONGS/SOLOS	
_____ ____/____/____	Public Solo Title: _____ Date Completed: ____/____/____ Evaluation Solo Title: _____ Date Completed: ____/____/____	
Recommended Level FIVE Solos		
Bb Cornet A Happy Day - <i>Instrumental Album 10</i> At the Cross, Where I First Saw the Light - <i>Instrumental Album 11</i> The Challenge - <i>Instrumental Album 24</i> Clear Skies - <i>Instrumental Album 29</i> Glorious Fountain - <i>Classic Series</i> Glory to His Name - <i>Instrumental Album 10</i> Golden Slippers - <i>Festival Series 402</i> Heavenly Gales - <i>Instrumental Album 29</i> Jubilate - <i>Festival Feature No. 2</i> Tucker - <i>Instrumental Album 24</i> Wondrous Day - <i>Instrumental Album 29</i>	Eb Alto Horn A Happy Day - <i>Eb Solo Album</i> Irish Melody - <i>Eb Solo Album</i> Old Rustic Bridge - <i>Eb Solo Album</i> Rondo (Mozart) - <i>Triumph Series 1078</i> Shepherd of Israel - <i>Instrumental Album 14</i> Swiss Melodies - <i>Instrumental Album 14</i> Euphonium / Baritone / Bb Bass A Joy Untold - <i>General Series 1708</i> The Better World - <i>Derek Kane Solos</i> Ransomed - <i>Euphonium Solos Album</i> Song of the Brother - <i>Euphonium Solos</i> Travelling Along - <i>Derek Kane Solos</i> The Warrior - <i>Euphonium Solos Album</i>	Trombone Concertino (Leidzén) - <i>Instrumental Album 30</i> Eternal Quest - <i>Instrumental Album 30</i> Hosanna - <i>Festival Series 171</i> A Never Failing Friend - <i>Inst. Album 29</i> O Love That Wilt Not - <i>Instrumental Album 30</i> Walk With Me - <i>Instrumental Album 30</i> Eb Bass Celestial Morn - <i>Eb Solo Album</i> In the Army - <i>Instrumental Album 14</i> Rhapsody for Tuba - <i>Eb Solo Album</i> Radiant Pathway - <i>Festival Series 371</i> Shepherd of Israel - <i>Instrumental Album 14</i> Rocked in the Cradle of the Deep - <i>Inst. Al. 14</i>

BRASS STUDIES - METHOD BOOKS

RECOMMENDED BRASS METHOD BOOKS:

Arban's Complete Conservatory Method (Carl Fischer) for intermediate and advanced levels (after completion of *Tradition of Excellence 2*). Best used in combination with the Arban's Companion which sequentially organizes the Arban's book into 24 lessons.

Quickstart (SA, USA South) is a band method book that covers the same material as Book 1 of a standard band method book. *Quickstart* is designed specifically for Salvation Army bands, as it is coordinated with the *First Book of Hymn Tunes* and *Basic Brass, Winds & Percussion* three-part books. *Quickstart* is designed for a class made up of Bb instrumentalists, although an "E-flat Options" supplement is available.

Tradition of Excellence (Kjos) for beginner and intermediate students (formerly *Standard of Excellence*) is available in a standard or enhanced version. The enhanced version includes software that allows a student's playing to be evaluated and recorded by the computer, with feedback given for areas which need improvement. A conductor's score with teacher's notes is available. *Tradition of Excellence* is available for all brass band treble-clef instruments (Eb horn, Bb trombone treble clef, etc, with the exception of Eb tuba in treble clef), plus percussion and winds.

ADVANCED BRASS METHOD BOOKS:

Clarke Technical Studies and **Clarke Characteristic Studies** (Carl Fischer)
Daily Drills & Technical Studies for Trumpet, Max Schlossburg (M. Baron)
My First Clarke For the Developing Trumpet Student, Sean O'Loughlin (Carl Fischer)
Saint-Jacome Grand Method (Carl Fischer)
The Allen Vizzutti Trumpet Method (Alfred) – *Book 1* (Technical Studies), *Book 2* (Harmonic Studies), *Book 3* (Melodic Studies)
36 Etudes Transcendantes for Trumpet, Cornet or Flugelhorn, Theo Charlier

MORE ADVANCED FOR HORN AND BARITONE:

Sixty Selected Studies for French Horn, C. Kopprasch (Carl Fischer)

MORE ADVANCED FOR TROMBONE:

Melodious Etudes for Trombone, Books I, II, III, Joannes Rochut (Carl Fischer)
Sixty Studies for Trombone, C. Kopprasch (Carl Fischer)

MORE ADVANCED FOR EUPHONIUM:

Advanced Concert Studies and New Concert Studies, Steven Meade (De Haske Publications)

MORE ADVANCED FOR TUBA:

70 Studies for BBb Tuba, Vladislav Blazhevich (Robert King)
43 Bel Canto Studies for Tuba, (or Bass Trombone), Marco Bordogni (Robert King)

BRASS FINGERING CHART

TREBLE CLEF

○ ○ ○ 3 Valved Instruments
1 2 3 T = use Valve Slide Trigger

○ ○ ○ | ○ 4 Valved Instruments
1 2 3 4

F# Gb G G# Ab A A# Bb

Fingering diagrams for notes F# to Bb:

- F#: 3 fingers (1, 2, 3) on 1st, 2nd, 3rd lines; 4th finger on 4th line.
- Gb: 3 fingers (1, 2, 3) on 1st, 2nd, 3rd lines; 4th finger on 4th line.
- G: 3 fingers (1, 2, 3) on 1st, 2nd, 3rd lines; 4th finger on 4th line.
- G#: 3 fingers (1, 2, 3) on 1st, 2nd, 3rd lines; 4th finger on 4th line.
- Ab: 3 fingers (1, 2, 3) on 1st, 2nd, 3rd lines; 4th finger on 4th line.
- A: 3 fingers (1, 2, 3) on 1st, 2nd, 3rd lines; 4th finger on 4th line.
- A#: 3 fingers (1, 2, 3) on 1st, 2nd, 3rd lines; 4th finger on 4th line.
- Bb: 3 fingers (1, 2, 3) on 1st, 2nd, 3rd lines; 4th finger on 4th line.

B C C# Db D D# Eb

Fingering diagrams for notes B to Eb:

- B: 3 fingers (1, 2, 3) on 1st, 2nd, 3rd lines; 4th finger on 4th line.
- C: 3 fingers (1, 2, 3) on 1st, 2nd, 3rd lines; 4th finger on 4th line.
- C#: 3 fingers (1, 2, 3) on 1st, 2nd, 3rd lines; 4th finger on 4th line.
- Db: 3 fingers (1, 2, 3) on 1st, 2nd, 3rd lines; 4th finger on 4th line.
- D: 3 fingers (1, 2, 3) on 1st, 2nd, 3rd lines; 4th finger on 4th line.
- D#: 3 fingers (1, 2, 3) on 1st, 2nd, 3rd lines; 4th finger on 4th line.
- Eb: 3 fingers (1, 2, 3) on 1st, 2nd, 3rd lines; 4th finger on 4th line.

E F F# Gb G G# Ab

Fingering diagrams for notes E to Ab:

- E: 3 fingers (1, 2, 3) on 1st, 2nd, 3rd lines; 4th finger on 4th line.
- F: 3 fingers (1, 2, 3) on 1st, 2nd, 3rd lines; 4th finger on 4th line.
- F#: 3 fingers (1, 2, 3) on 1st, 2nd, 3rd lines; 4th finger on 4th line.
- Gb: 3 fingers (1, 2, 3) on 1st, 2nd, 3rd lines; 4th finger on 4th line.
- G: 3 fingers (1, 2, 3) on 1st, 2nd, 3rd lines; 4th finger on 4th line.
- G#: 3 fingers (1, 2, 3) on 1st, 2nd, 3rd lines; 4th finger on 4th line.
- Ab: 3 fingers (1, 2, 3) on 1st, 2nd, 3rd lines; 4th finger on 4th line.

A A# Bb B C C# Db

Fingering diagrams for notes A to Db:

- A: 3 fingers (1, 2, 3) on 1st, 2nd, 3rd lines; 4th finger on 4th line.
- A#: 3 fingers (1, 2, 3) on 1st, 2nd, 3rd lines; 4th finger on 4th line.
- Bb: 3 fingers (1, 2, 3) on 1st, 2nd, 3rd lines; 4th finger on 4th line.
- B: 3 fingers (1, 2, 3) on 1st, 2nd, 3rd lines; 4th finger on 4th line.
- C: 3 fingers (1, 2, 3) on 1st, 2nd, 3rd lines; 4th finger on 4th line.
- C#: 3 fingers (1, 2, 3) on 1st, 2nd, 3rd lines; 4th finger on 4th line.
- Db: 3 fingers (1, 2, 3) on 1st, 2nd, 3rd lines; 4th finger on 4th line.

D D# Eb E F F# Gb

Fingering diagrams for notes D to Gb:

- D: 3 fingers (1, 2, 3) on 1st, 2nd, 3rd lines; 4th finger on 4th line.
- D#: 3 fingers (1, 2, 3) on 1st, 2nd, 3rd lines; 4th finger on 4th line.
- Eb: 3 fingers (1, 2, 3) on 1st, 2nd, 3rd lines; 4th finger on 4th line.
- E: 3 fingers (1, 2, 3) on 1st, 2nd, 3rd lines; 4th finger on 4th line.
- F: 3 fingers (1, 2, 3) on 1st, 2nd, 3rd lines; 4th finger on 4th line.
- F#: 3 fingers (1, 2, 3) on 1st, 2nd, 3rd lines; 4th finger on 4th line.
- Gb: 3 fingers (1, 2, 3) on 1st, 2nd, 3rd lines; 4th finger on 4th line.

G G# Ab A A# Bb B C

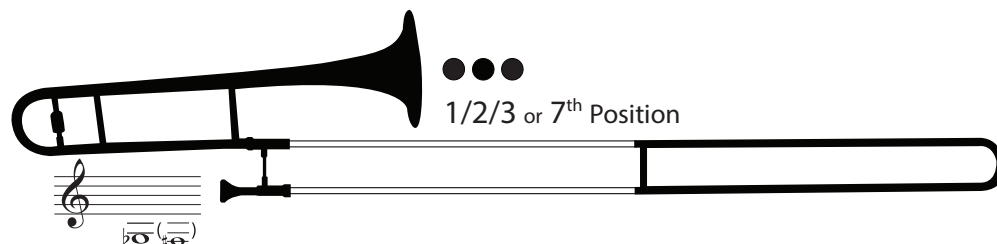
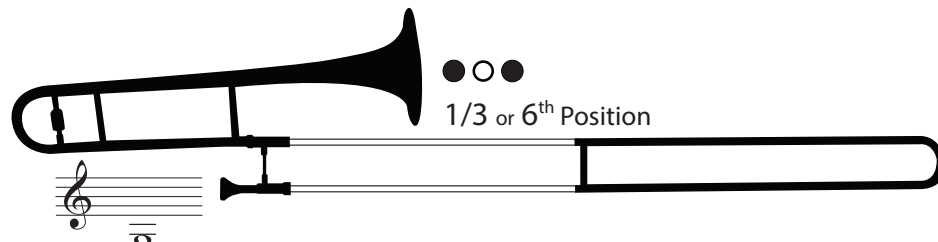
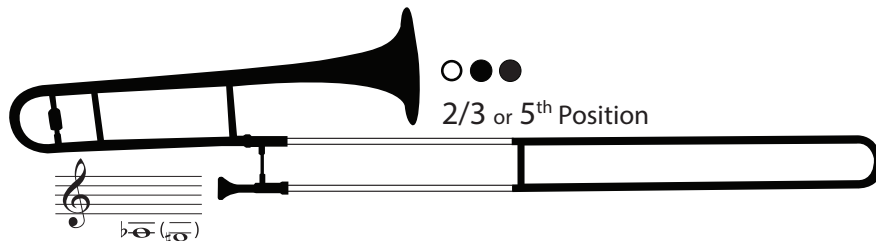
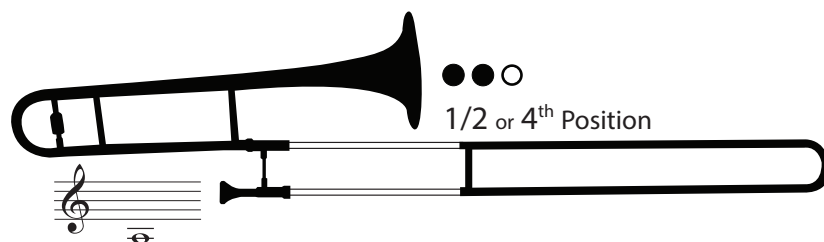
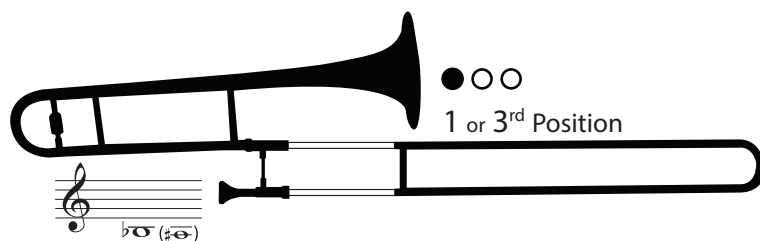
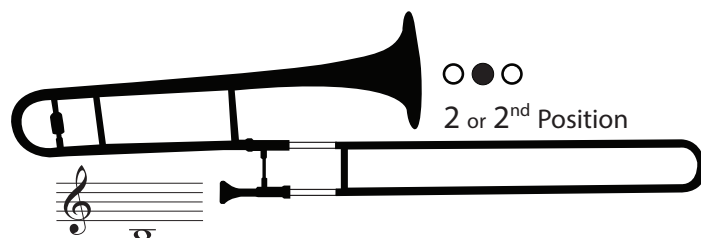
Fingering diagrams for notes G to C:

- G: 3 fingers (1, 2, 3) on 1st, 2nd, 3rd lines; 4th finger on 4th line.
- G#: 3 fingers (1, 2, 3) on 1st, 2nd, 3rd lines; 4th finger on 4th line.
- Ab: 3 fingers (1, 2, 3) on 1st, 2nd, 3rd lines; 4th finger on 4th line.
- A: 3 fingers (1, 2, 3) on 1st, 2nd, 3rd lines; 4th finger on 4th line.
- A#: 3 fingers (1, 2, 3) on 1st, 2nd, 3rd lines; 4th finger on 4th line.
- Bb: 3 fingers (1, 2, 3) on 1st, 2nd, 3rd lines; 4th finger on 4th line.
- B: 3 fingers (1, 2, 3) on 1st, 2nd, 3rd lines; 4th finger on 4th line.
- C: 3 fingers (1, 2, 3) on 1st, 2nd, 3rd lines; 4th finger on 4th line.

TROMBONE SLIDE POSITIONS

The number indicates what position to use.

(-) indicates a shortened slide position.



TROMBONE SLIDE POSITIONS

TREBLE CLEF

To improve tuning, a position may need to be adjusted slightly:

1. A plus sign (+3) indicates to **shorten** the slide position.
2. A minus sign (- 2) means to **lengthen** the slide position.
3. Alternative positions (T-2), using the **trigger**, also improves tuning (and flexibility).

For instance, seventh position is more easily handled using the trigger, combined with second position.

F#	Gb	G	G#	Ab	A	A#	Bb
7 or T-2		6 or T-1	5		4		3

B	C	C#	Db	D	D#	Eb
2	1	7 or T-2		6 or T-1		5

E	F	F#	Gb	G	G#	Ab
4	3	2		1		5

A	A#	Bb	B	C	C#	Db
4		3	2 or 6	1		4

D	D#	Eb	E	F	F#	Gb
3		2	1 or - 4	- 3		- 2

G	G#	Ab	A	A#	Bb	B	C
- 1	+ 3		+ 2		3 or 1	2	1

Bb INSTRUMENTS

MAJOR SCALES

CORRELATED BY NUMBER

1 C Major (Concert Bb Major)



2 F Major (Concert Eb Major)



3 G Major (Concert F Major)



4 Bb Major (Concert Ab Major)



5 D Major (Concert C Major)



6 Eb Major (Concert Db [C#] Major)



7 A Major (Concert G Major)



8 Ab Major (Concert Gb [F#] Major)




9 E Major (Concert D Major)



10 Db Major (Concert Cb [B] Major)



11 B Major (Concert A Major)



12 F# Major (Concert E Major)



CHROMATIC SCALES

F chromatic scale for Level THREE



C chromatic scale (2 octaves) for Level FOUR



Full chromatic scale (low F# to high C) for Level FIVE

