



# SALVATION ARMY STAR SEARCH TALENT DISPLAY

## Level II Snare Drum Rudiments

### I. Roll Rudiments: Multiple Bounce (Buzz) Roll & 5 Stroke Roll

Start the multiple bounce roll with the right hand. It should be played evenly, with dynamic contrast. The 5 stroke roll can be played open or closed with the indicated sticking.

1. Buzz Roll  2. 5 Stroke Roll (on the beat) or 5 Stroke Roll (off the beat) 

*pp* < *fff* > *pp* *mf* rrl R llrr L rrl R llrr L R llrr L rrl R llrr L rrl

### II. Single Stroke Exercises: Quarter and Eighth Notes

Start each line with the right hand and then alternate hands until the end of the exercise. Each line should be repeated until the adjudicator's cut off. The lines should be played evenly without accent in a steady tempo set by the adjudicator.

1. 

2. 

3. 

### III. Flam Rudiment: Flam Taps


Start with a right hand flam (IR) and continue until the adjudicator's cut off. Each flam should start with an accent and be played with an up stroke, down stroke and tap.



I R R r L L I R R r L L

### IV. Double Stroke Rudiment: Single Paradiddle

Start the paradiddles with the right hand and continue until the adjudicator's cut off. Each paradiddle should start with an accent and be played with a down stroke, up stroke and two taps.



R I R R I R I I

# Crown Him Lord of All

Andrew Boynton

Moderato ♩ = 96 - 104

The image displays a snare drum solo for the hymn 'Crown Him Lord of All'. It consists of seven staves of music, each with a rhythmic pattern of R (right) and L (left) strokes indicated below the staff. The music is in 4/4 time and includes various dynamics and articulations. The first staff begins with a *mf* dynamic and a 9-measure phrase. The second staff has a *mp* dynamic and a 9-measure phrase. The third staff starts with *mf*, then *f*, and a 13-measure phrase. The fourth staff begins with *mf*, then *sfz p*, then *f*, and a 20-measure phrase. The fifth staff starts with *pp* and a 25-measure phrase. The sixth staff begins with *p*, then *mp*, then *mf*, and a 28-measure phrase. The seventh staff starts with *ff* and a 31-measure phrase. The notation includes rests, accents, and slurs to guide the performer.

Accompaniment for this solo: Salvation Army Tune Book #162 or Simplified Piano Tune Book #35 "Diamata"

Play piano tune or solo cornet melody twice through with no introduction.

**EASTERN TERRITORY, USA**  
**SALVATIONIST STAR SEARCH TALENT DISPLAY – SNARE DRUM**

NAME: \_\_\_\_\_ AGE: \_\_\_\_\_ LEVEL: \_\_\_\_\_

CORPS: \_\_\_\_\_ DIVISION: \_\_\_\_\_

CHOICE PIECE: \_\_\_\_\_

RUDIMENTS 5 PTS EACH	Roll		Single Stroke		Flam	Double	Total
	Compulsory Piece		Chosen Piece		Adjudicator's Comments		
	+/-	Pts	+/-	Pts			
<b>TONE</b> 5 PTS.							
Playing Area							
Snare Tuning							
<b>TECHNIQUE</b> 5 PTS.							
Hand Position							
Lift							
Stick Control							
<b>RHYTHM</b> 15 PTS.							
Accuracy							
Pulse							
<b>MUSICIANSHIP</b> 15 PTS.							
Accents							
Dynamics							
Appearance/State Presence							
<b>TOTALS</b> 80 possible (40 + 40) PTS.							

TOTAL PTS. RUDIMENTS: \_\_\_\_\_ + COMPULSORY: \_\_\_\_\_ + CHOSEN PIECE: \_\_\_\_\_ = GRAND TOTAL: \_\_\_\_\_

ADJUDICATOR: \_\_\_\_\_