

In The Army Of The Lord

Andrew Boynton

♩ = 116

R
f

L R L R L R R R R L R L R L L R L L R L R

L R L R *sfp < f* *sfp < f*

L R L L R L R L R R L R L R L L

p

L R L L R L R R *poco. cresc.* *mp* L R L R R L R R L

R R L R *cresc.* L R L R R R L R L L *f*

R R *sf p* L R R *f*

In the Army of the Lord (continued)

The musical score consists of four staves of rhythmic notation. The first staff begins with a boxed measure number '31' and a '(7)' indicating a seven-measure phrase. The notation includes various rhythmic patterns such as eighth and sixteenth notes, often beamed together. Fingerings are indicated by letters 'L' and 'R' below the notes. The second staff features a dynamic marking of *f* (forte) at the start, followed by *sf p* (sforzando piano) and another *f*. It includes a six-measure phrase marked with a '6'. The third staff starts with a boxed measure number '37' and includes fingerings 'R', 'R', 'LR', 'RL', 'R', 'R', 'RL', 'LR', 'L', 'L'. The fourth staff begins with a dynamic marking of *ff* (fortissimo) and includes three-measure phrases marked with '3' and a six-measure phrase marked with '6'. The notation is primarily in treble clef with a key signature of one sharp (F#).

Salvationist Star Search Talent Display

Snare Drum Scoring

Roll Rudiment	0-5 Points
Single Stroke Exercise	0-5 Points
Flam Rudiment	0-5 Points
Double Stroke Rudiment	0-5 Points
Test Piece and Prepared Piece	0-80 Points

Tone (0-5 each piece)

Playing Area

Snare Tuning

Technique (0-5 each piece)

Hand Position

Lift

Stick Control

Rhythm (0-15 each piece)

Accuracy

Pulse

Musicianship (0-15 each piece)

Accents

Dynamics

General Appearance/Stage Presence

Possible Score

100 Points

EASTERN TERRITORY STAR SEARCH TALENT DISPLAY

Snare Drum Adjudication - Scoring Sheet

Name: _____ Age: _____ Date: _____
 Corps: _____ Division: _____
 Level: _____ Chosen Piece: _____

<u>Performance Area</u>	<u>Point Range</u>	<u>+/-</u>	<u>Total Points</u>	<u>Adjudicator's Comments</u>
-------------------------	--------------------	------------	---------------------	-------------------------------

Roll Rudiment..... 0-5 points _____

Selected Roll:

- Knowledge of the Roll.....
- Final Accents.....
- Even Bounce Strokes.....

Single Stroke Exercise... 0-5 points _____

Selected Exercise (Letter):

- Evenness of the Notes.....
- Stick Height.....
- Pulse.....

Flam Rudiment..... 0-5 points _____

Selected Flam Rudiment:

- Accents.....
- Up/Down Strokes.....
- Evenness w/o Popping.....

Double Stroke Rudiment. 0-5 points _____

Selected Double Stroke Rudiments:

- Accents.....
- Evenness of Double Strokes..
- Up/Down/Tap Strokes.....

+ or - indicates strength or weakness

Total Rudiment Points..... _____

Total from Page 2..... _____

Grand Total.....

 Adjudicator's Signature

Performance Area Point Range +/- Total Points Adjudicator's Comments

Compulsory Piece.....0-40 points

Title and Level:

Tone..... 0-5 points

- Playing Area.....
- Snare Tuning.....

Technique..... 0-5 points

- Hand Position.....
- Lift.....
- Stick Control.....

Rhythm..... 0-15 points

- Accuracy.....
- Pulse.....

Musicianship..... 0-15 points

- Accents.....
- Dynamics.....
- Appearance/Stage Presence...

Total Compulsory Piece Points..... _____

Chosen Piece..... 0-40 points

Title and Level:

Tone..... 0-5 points

- Playing Area.....
- Snare Tuning.....

Technique..... 0-5 points

- Hand Position.....
- Lift.....
- Stick Control.....

Rhythm..... 0-15 points

- Accuracy.....
- Pulse.....

Musicianship..... 0-15 points

- Accents.....
- Dynamics.....
- Appearance/Stage Presence...

Total Chosen Piece Points..... _____

Total Points From This Page..... _____

EASTERN TERRITORY, USA
SALVATIONIST STAR SEARCH TALENT DISPLAY – SNARE DRUM

NAME: _____ AGE: _____ LEVEL: _____

CORPS: _____ DIVISION: _____

CHOICE PIECE: _____

RUDIMENTS 5 PTS EACH	Roll		Single Stroke		Flam	Double	Total
	Compulsory Piece		Chosen Piece		Adjudicator's Comments		
	+/-	Pts	+/-	Pts			
TONE 5 PTS.							
Playing Area							
Snare Tuning							
TECHNIQUE 5 PTS.							
Hand Position							
Lift							
Stick Control							
RHYTHM 15 PTS.							
Accuracy							
Pulse							
MUSICIANSHIP 15 PTS.							
Accents							
Dynamics							
Appearance/State Presence							
TOTALS 80 possible (40 + 40) PTS.							

TOTAL PTS. RUDIMENTS: _____ + COMPULSORY: _____ + CHOSEN PIECE: _____ = GRAND TOTAL: _____

ADJUDICATOR: _____

2010 SALVATION ARMY STAR SEARCH TALENT DISPLAY

Level IV Snare Drum Rudiments

I. Roll Rudiments: Double Stroke (Open) Roll, 7 Stroke & 15 Stroke Rolls

Start the double stroke roll with the right hand. It should be played slow (open) to fast (closed) into a buzz to slow (open). The 7 & 15 stroke rolls can be played open or closed.


1. Open Roll
(Slow-Fast to a buzz-Slow)  *mf*


2. 7 Stroke Roll or 15 Stroke Roll


R llrrll R llrrll R llrrllrllrrll R llrrllrllrrll R

II. Single Stroke Exercises: Quarter, Eighths, Single Stroke 4s & Single Stroke 7s

Start the lines with the right hand and then alternate hands until the end of the exercise. The lines should be repeated until the adjudicator's cut off. They should be played evenly without accent in a steady tempo set by the adjudicator.

1.  R

2.  R

3.  R

III. Flam Rudiment: Flamacue & Flam Paradiddle

The student should start with a right hand flam (IR) and continue until the adjudicator's cut off.

1. Flamacue or 2. Flam Paradiddle



I R L R L IR I R L R L IR I R L R R r L R L L

2010 SALVATION ARMY STAR SEARCH TALENT DISPLAY

Level IV (Continued)

IV. Double Stroke Rudiments: Triple Paradiddle, Double Ratamacue & Triple Ratamacue The student should start the rudiment chosen and continue until the adjudicator's cut off.

1. Triple Paradiddle

R L R L R L R R L R L R L R L L

2. Double Ratamacue

l l R l l R L R L r r L r r L R L R

3. Triple Ratamacue

l l R l l R l l R L R L r r L r r L r r L R L R